

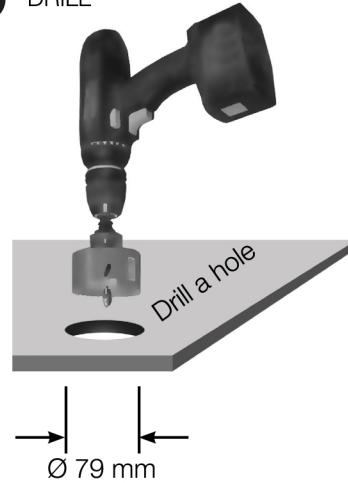
Powerdot

ERGO-SL008

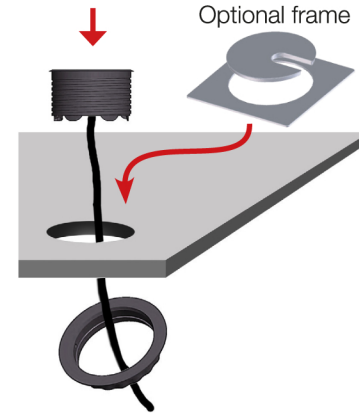
CONTENT:



A DRILL

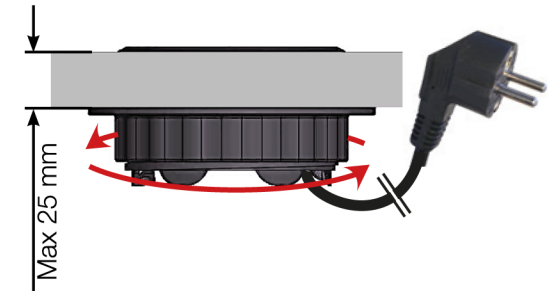


B INSERT



C TURN CLOCKWISE & PLUG IN

Turn the plastic fastening nut as far up the thread as possible. Make sure that it has been thoroughly tightened. Lastly, plug the Schuko plug into the wall socket.



1 CONNECT & RELEASE

Rotate plug counter-clockwise until loose.



2 ORGANIZE

Cables according to size.



3 LOCK

Rotate plug clockwise to reattach.

