

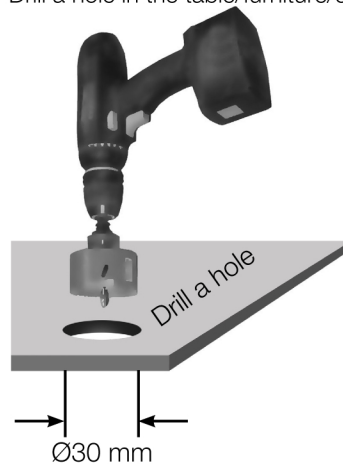
# Powerdot MICRO

ERGO-SL012MIC

## CONTENT:



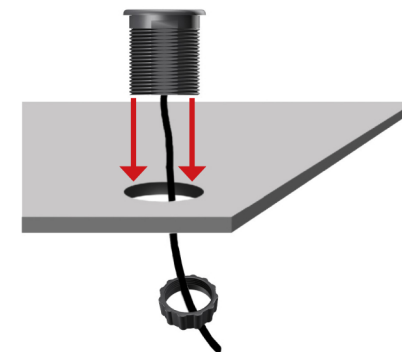
- 1** DRILL  
Drill a hole in the table/furniture/etc.



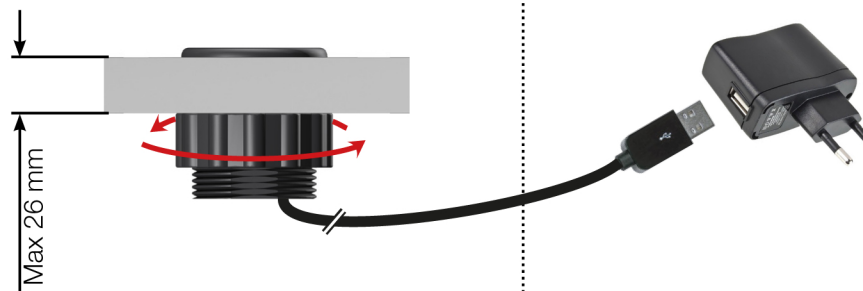
- 2** PLUG IN  
Plug the Micro USB cable to the bottom of the Powerdot MICRO.



- 3** INSERT  
Insert the Powerdot MICRO into the hole and feed the power plug through the plastic fastening nut.



- 4** TURN NUT CLOCKWISE  
Turn the plastic fastening nut as far up the thread as possible.



- 5** CONNECT USB TO ADAPTER  
Connect the USB A port to the schuko adapter.

- 6** PROVIDE WITH POWER  
Lastly, plug the Schuko plug into the intended electrical socket.

